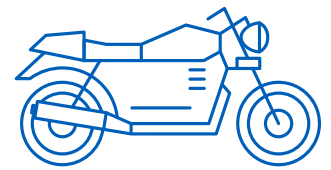
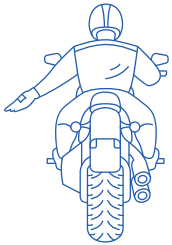


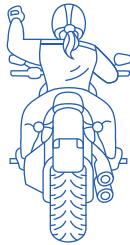
MOTORCYCLE HAND SIGNALS




Learn how to communicate with other motorcyclists on the road with this helpful guide.




Left Turn
Arm and hand extending left, palm facing down



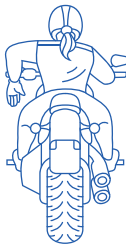
Right Turn
Arm out, bent at a 90° angle, fist clenched




Slow Down
Arm extended straight out, palm facing down, swing down to your side




Speed Up
Arm extended straight out, palm facing up, swing upward




Stop
Arm extended straight down, palm facing back



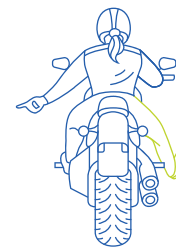
You Lead/Come
Arm extended upward at 45°, palm forward pointing with index finger, swing in arc from back to front



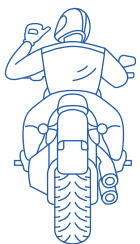
Single File
Arm and index finger extended straight up




Double File
Arm with index and middle finger extended straight up




Hazard in Roadway
On the left, point with left hand; on the right, point with right foot



Refreshment Stop
Fingers closed, thumb to mouth



Pull Off
Arm positioned as for right turn, forearm swung toward shoulder



Friendly Wave
Left or right arm extended, with index and middle finger pointing down to make a peace sign